



ಬೃಹತ್ ಬೆಂಗಳೂರು ಮಹಾನಗರ ಪಾಲಿಕೆ
Bruhat Bengaluru Mahanagara Palike



BBMP COVID-19 WAR ROOM 26.10.2022



OVERVIEW OF COVID-19 IN BENGALURU



CASE TRENDS

ACTIVE CASES **1,687**

Confirmed Cases

57

18,74,114 #

Recovered Cases

209

18,55,437 #

Death Cases

0

16,990 #



HOSPITALIZATION

7

ICU – V

-

ICU

1

HDU

-

General

6

INCLUDES GOVT. QUOTA AND PRIVATE WALK-IN HOSPITALIZATION



VACCINATION

144

2,04,73,842 #

First Dose

22

96,77,024 #

Second Dose

49

94,78,311 #

Precaution Dose

73

13,18,507 #



TRIAGING

MTU

2

Tele Triage

49



ACTIVE CLUSTERS

0

Budding Clusters (<5 Cases)

0

Clusters (> 5 cases)

0



TESTING

1,715

3,19,33,794 #

RAT

287

RTPCR

1,428

Positivity : 5.52%

*FOR LAST 7 DAYS

: indicates cumulative numbers till date



ABSTRACT OF COVID-19 SCENARIO IN BENGALURU



	MALE			FEMALE			TRANSGENDER			TOTAL		
	Last 24 Hours	Last 7 Days	Cumulative	Last 24 Hours	Last 7 Days	Cumulative	Last 24 Hours	Last 7 Days	Cumulative	Last 24 Hours	Last 7 Days	Cumulative
Positive Cases	29	352	11,04,481	28	256	7,68,741	0	0	196	57	608	18,74,114
Recovered Cases	107	924	10,92,500	102	781	7,62,843	0	0	187	209	1,705	18,55,437
Death Cases	0	0	10,760	0	0	6,226	0	0	4	0	0	16,990
Total Tests Done	In Last 24 hrs. : 1,715			In last 7 days : 11,020			Cumulative : 3,19,33,794					
Vaccine Doses Administered	In Last 24 hrs. : 144			In last 7 days : 5,330			Cumulative : 2,04,73,842					
ACTIVE CASES									1,687			

*Covid deaths occurred today : 00 | Covid deaths occurred beyond last 24hrs., reported today : 00

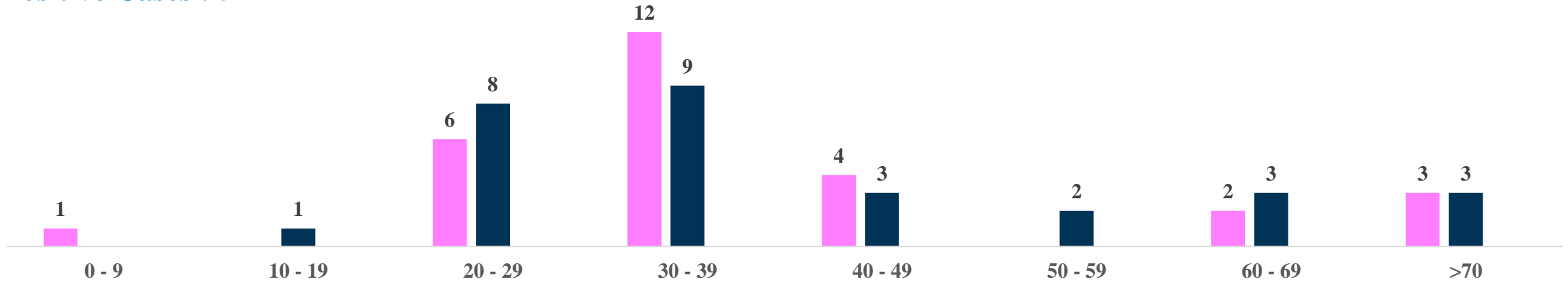


LAST 24 HOURS AGE GROUP AND GENDER WISE DISTRIBUTION



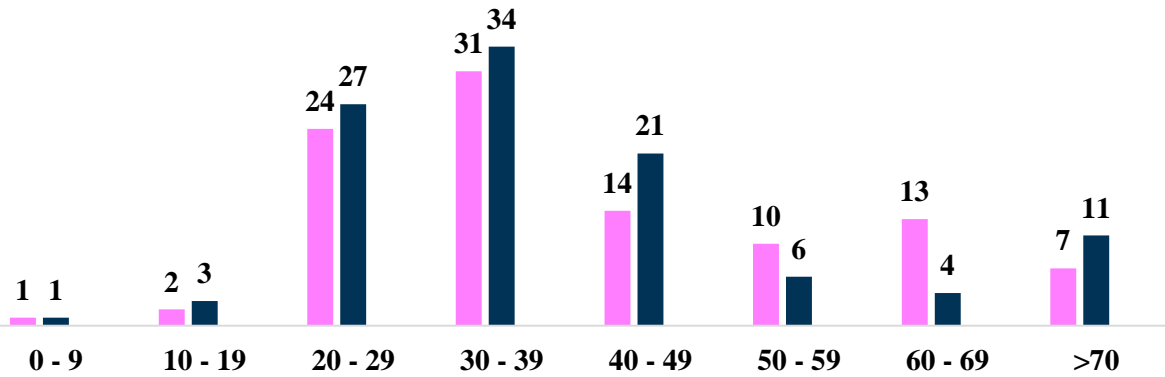
Positive Cases : 57

Female Male Transgender



Recovered Cases : 209

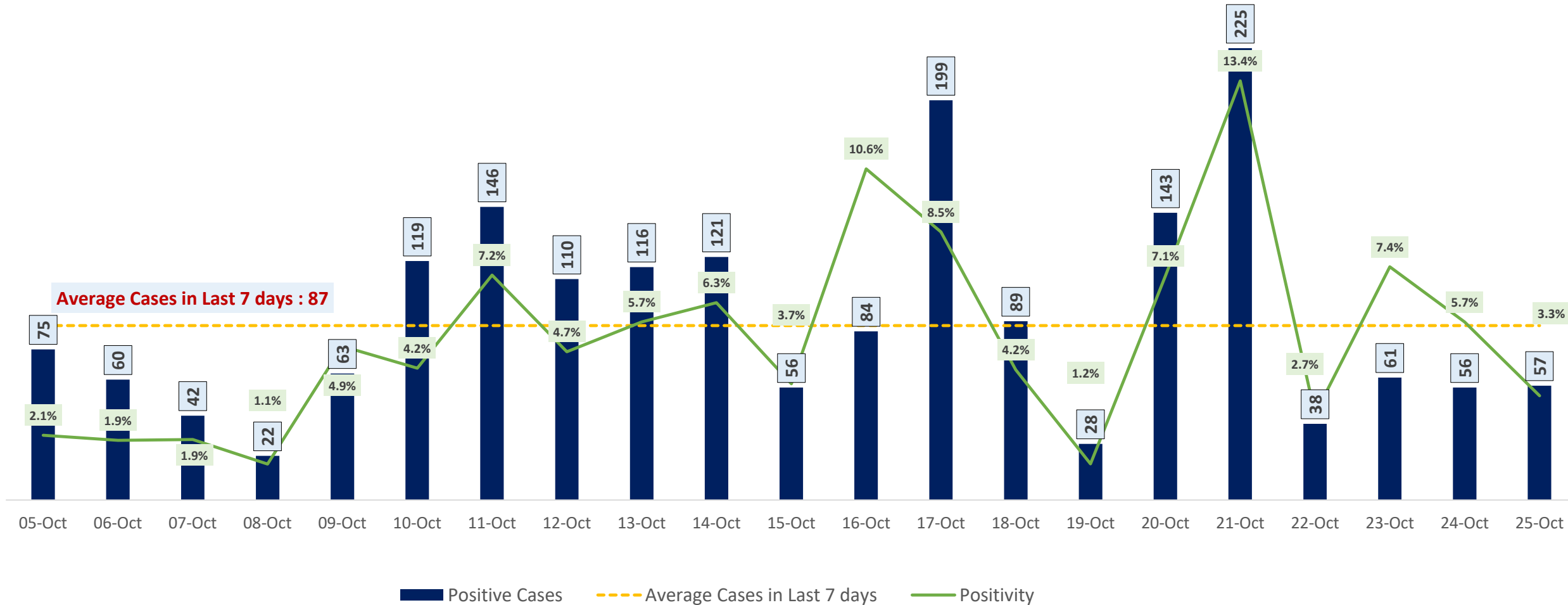
Death Cases : 0



0 to 9 10 to 19 20 to 29 30 to 39 40 to 49 50 to 59 60 to 69 >=70



POSITIVITY RATE OF BENGALURU – LAST 21 DAYS

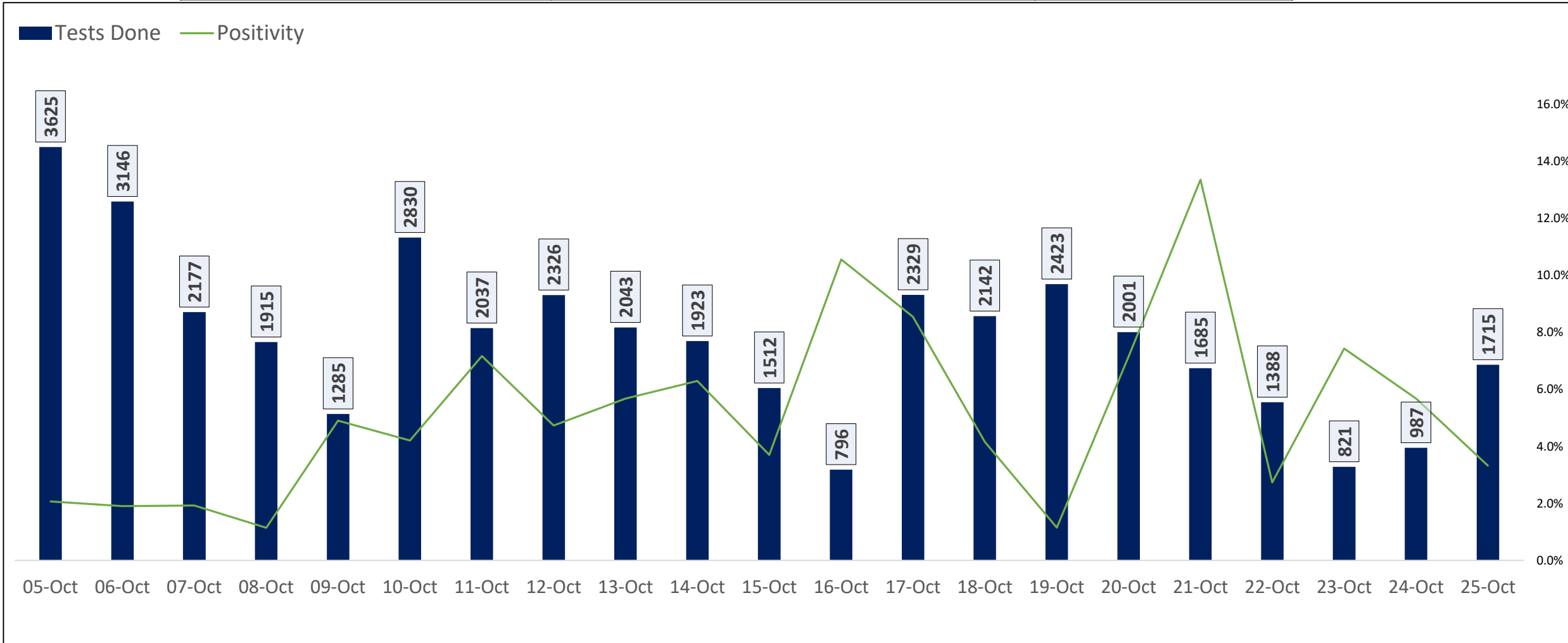




TESTING TRENDS IN BENGALURU

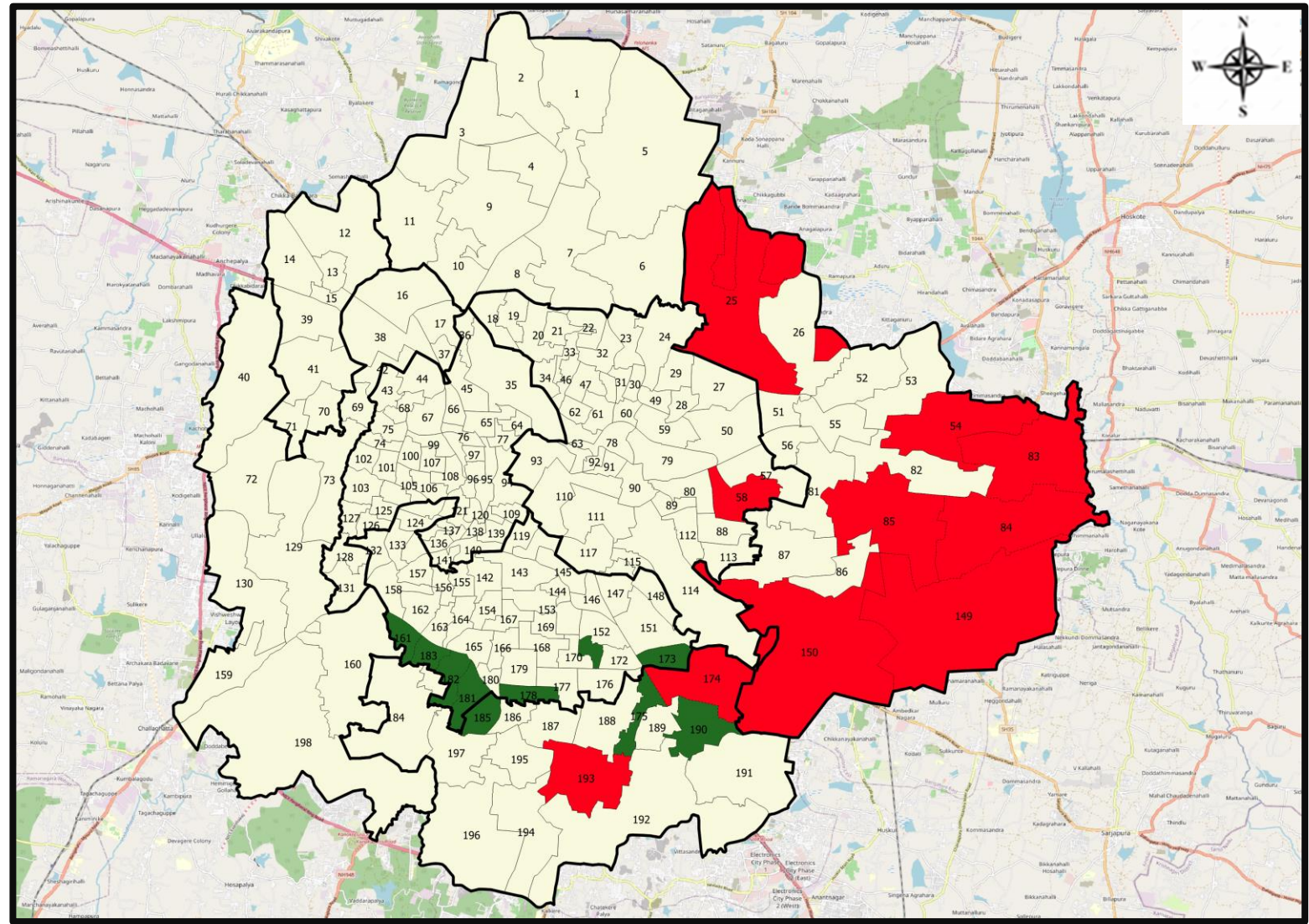


Total Test Conducted Till Date	Test Conducted Last 24 hours	Last 7 Days Average
3,19,33,794	1,715	1,574





BENGALURU URBAN MAP SHOWING TREND OF POSITIVE CASES IN LAST 7 DAYS



Top 10 wards reporting highest number of positive cases in last 10 days

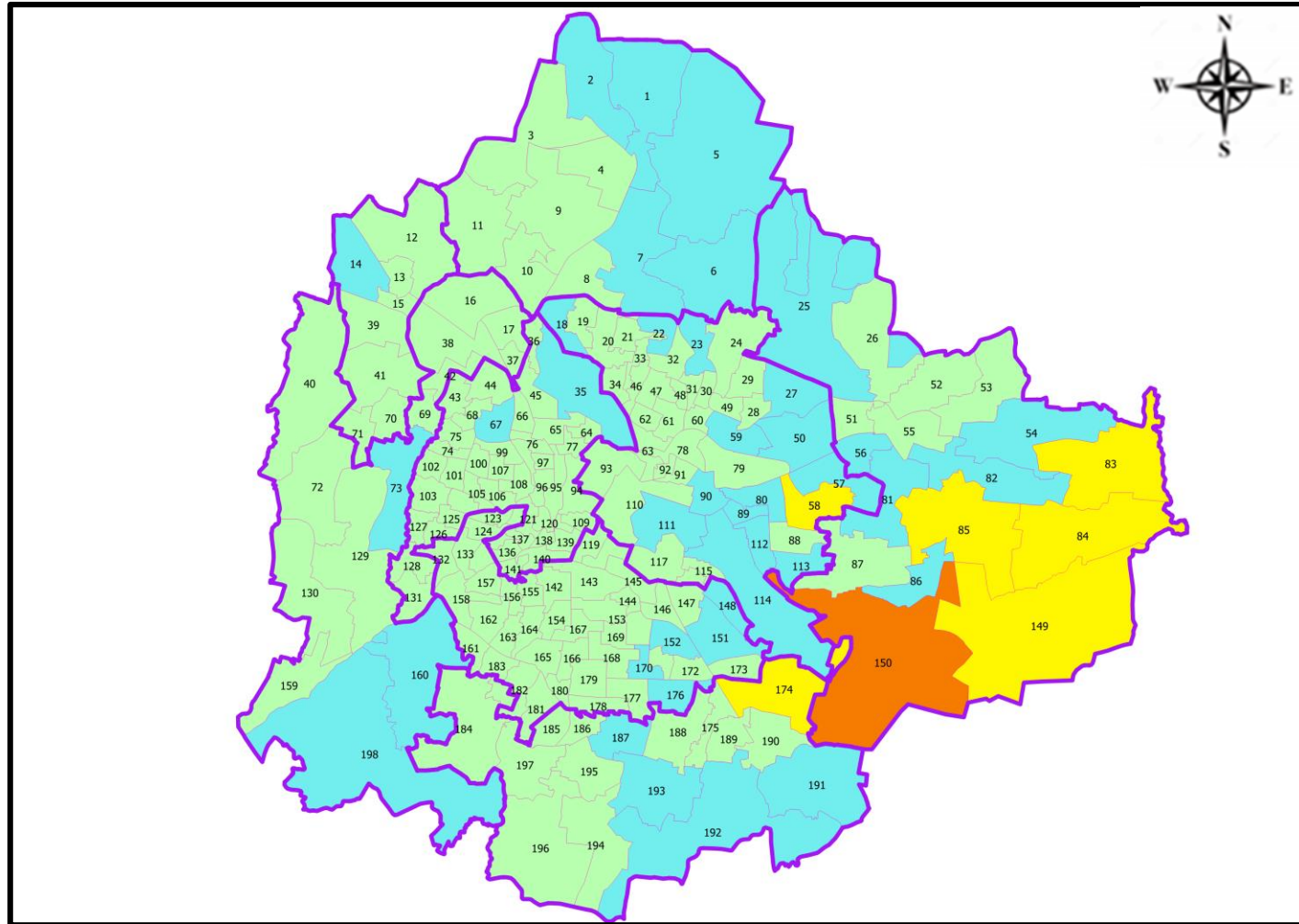
Ward No.	Ward Name	Daily Cases Average
150	Bellanduru	6
85	Dodda Nekkundi	3
174	HSR Layout	3
83	Kadugodi	2
84	Hagadur	2
149	Varthuru	2
58	New Tippasandra	2
25	Horamavu	1
193	Arakere	1
54	Hudi	1







Top 10 wards reporting least number of positive cases in last 7 days

Ward No.	Ward Name	Daily Cases Average
190	Mangammanapalya	0
185	Yelchenahalli	0
183	Chikkalsandra	0
182	Padmanabha Nagar	0
181	Kumaraswamy Layout	0
178	Sarakki	0
175	Bommanahalli	0
173	Jakkasandra	0
171	Gurappanapalya	0
161	Hosakerehalli	0



BENGALURU MAP SHOWING INTENSITY OF POSITIVE CASES IN LAST 7 DAYS



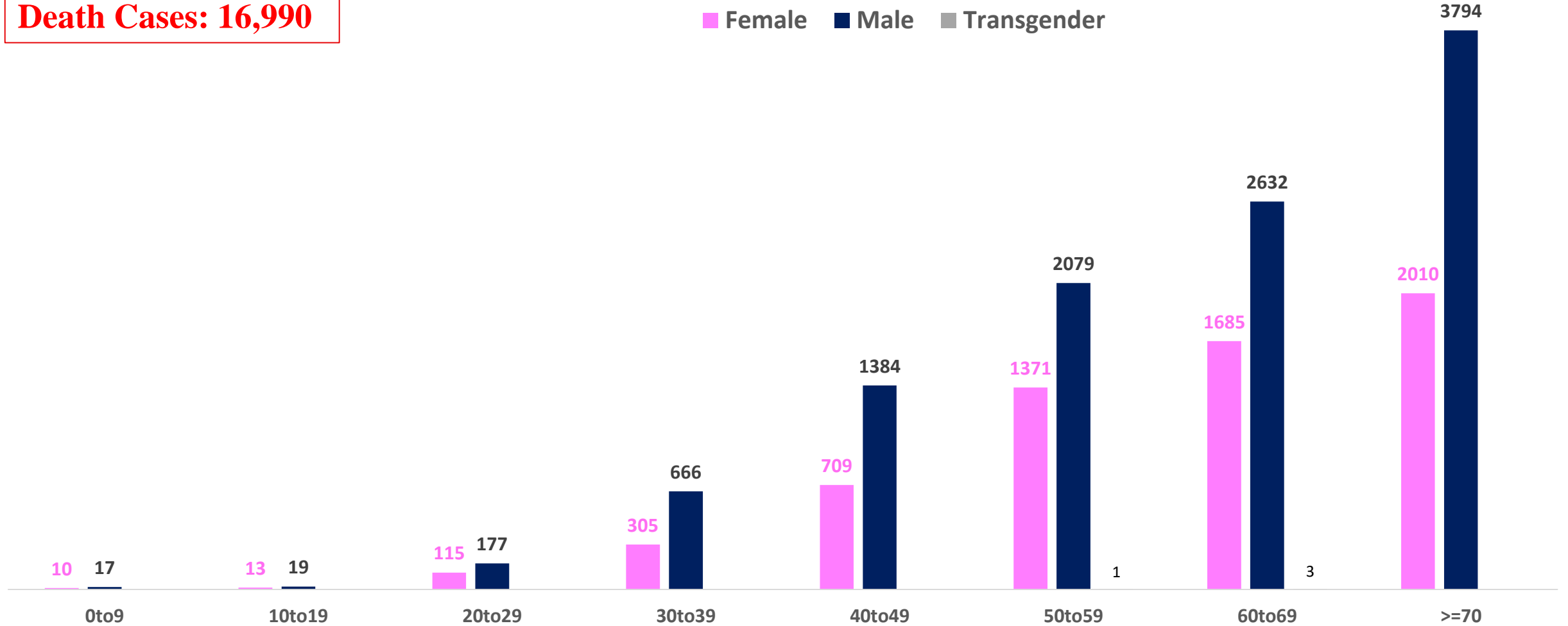
-  **Level 1 : 0 to 3 Cases**
-  **Level 2 : 3 to 10 Cases**
-  **Level 3 : 10 to 20 Cases**
-  **Level 4 : 20 to 50 Cases**
-  **Level 5 : More than 50 Cases**
-  **Zone Boundaries**



AGE AND GENDER WISE DISTRIBUTION OF DEATH CASES



Death Cases: 16,990





COVID-19 SCENARIO IN BENGALURU AND OTHER METROPOLITAN CITIES



CITY NAME	Positive Cases	Active Cases	Recovered	Deceased	Vaccine Doses Administered
New Delhi	20,05,715	342	19,78,865	26,508	3,73,14,318
Bengaluru*	18,74,114	1,687	18,55,437	16,990	2,37,74,994
Mumbai	11,52,377	986	11,31,653	19,738	2,21,32,032
Chennai	7,92,394	1,226	7,82,098	9,070	1,13,94,290

Source : <https://dashboard.cowin.gov.in/> at 5:00pm (26.10.2022)
Source : <https://www.covid19bharat.org/> at 5:00pm (26.10.2022)

*includes BBMP & Bengaluru Urban



SNAPSHOT OF COVID-19 CASES IN BENGALURU URBAN



**Total Wards With
< =10 Cases* :
189**

**Tests Conducted
on 25.10.2022:
1,715**

**Recovery
Rate*:
99.00%**

**Total
Active Cases :
1,687**

**Total Vaccinated
on 25.10.2022:
144**

**Positivity
Rate* :
5.52%**

**Active
Rate*:
0.09%**

**Case
Fatality Rate* :
0.00%**





*Total positive cases In the past 7 days

*CFR and positivity is for Past 7 days



ಬೃಹತ್ ಬೆಂಗಳೂರು ಮಹಾನಗರ ಪಾಲಿಕೆ
Bruhat Bengaluru Mahanagara Palike



Download BBMP Bulletin	https://apps.bbmpgov.in/covid19/mediabulletin.php
To register for vaccination :	https://selfregistration.cowin.gov.in/
BBMP COVID19 Dashboard:	https://apps.bbmpgov.in/covid19/
Follow us on:	 www.facebook.com/bbmp.comm1/
	 twitter.com/BBMPCOMM
	  BBMPSplHealth

Issued by:

Honorable Chief Commissioner, BBMP
Special Commissioner Health & IT, BBMP
MD, Bengaluru Smart City Limited

THANK YOU !



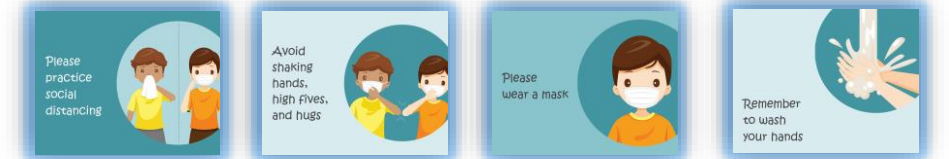
ಅರೋಗ್ಯ ಮತ್ತು ಕುಟುಂಬ ಕಲ್ಯಾಣ ಇಲಾಖೆ

ಇನ್ನು ಕೆಲವು ಸಮಯ ಕೋವಿಡ್ ವಿರುದ್ಧದ ನಮ್ಮ ಹೋರಾಟ ಮುಂದುವರಿಸೋಣ.

- ಮಾಸ್ಕ್ ಧರಿಸಿ
- ದೈಹಿಕ ಅಂತರ ಪಾಲಿಸಿ
- ಕೈಗಳ ಸ್ವಚ್ಛತೆ ಕಾಪಾಡಿಕೊಳ್ಳಿ
- ಗುಂಪು ಸೇರುವುದನ್ನು ತಪ್ಪಿಸಿ
- ಸ್ವಯಂಪ್ರೇರಿತವಾಗಿ ಲಸಿಕೆ ಪಡೆಯಿರಿ

ಕೋವಿಡ್-19 ಮುನ್ನೆಚ್ಚರಿಕೆ ಕ್ರಮಗಳನ್ನು ಪಾಲಿಸಿ. ಇದು ನಮ್ಮೆಲ್ಲರ ಜವಾಬ್ದಾರಿ.

ಹೆಚ್ಚಿನ ಮಾಹಿತಿಗಾಗಿ 24X7 ಉಚಿತ ಅರೋಗ್ಯ ಸಹಾಯವಾಣಿ 104 ಕ್ಕೆ ಕರೆ ಮಾಡಿ



Please practice social distancing

Avoid shaking hands, high fives, and hugs

Please wear a mask

Remember to wash your hands